

# ECLIPSE AIRHEAT BURNERS

**Simple, long-lasting operation plus much lower CO emissions than other competitive air heating burners.**

Eclipse AirHeat Burners are line type burners ideal for generating volumes of clean, hot air. Applications include oven, dryers, fume incinerators, and similar industrial equipment.

All models feature an integral combustion air blower mounted on the burner's steel case. By supplying the correct air volume and pressure to the burner, the blower allows stable operation over a wide range of duct velocities without installing a profile plate around the burner. The burner can also be ordered without a blower for use in recirculating air applications.


The newly designed Version 2 AirHeat burners offer significant improvements in the reduction of CO emissions, especially at low fire, staying well below the TA-Luft requirements over a 9:1 turndown range. That's much lower than the CO emission of other competitive burners.

## **Ready for the world**

AirHeat burners combine advanced engineering with installation and operational features that are truly world class.

- Can be direct spark ignited.
- Does not require low-fire bypass air, eliminating the need for piping and check valve.
- Simplified set-up with pressure taps for gas, air and chamber.

## **Low Emission Air Heating Burner**




(Patent U.S. 6,394,795 B2)

- Inputs up to 1.0MM Btu/hr/LF.
- Operate on any commercially available gas — natural gas, propane, butane and propane/butane mixture.
- Aluminum castings eliminate need for special corrosion-resistant manifolds.
- Burner mounting arrangements include duct mounting, slot firing and sealed flange mounting with insertion depths up to 6" .

In addition to the many user-preferred features of AirHeat, Eclipse offers you a comprehensive, global network of service with more years of air heating experience than any other burner manufacturer.

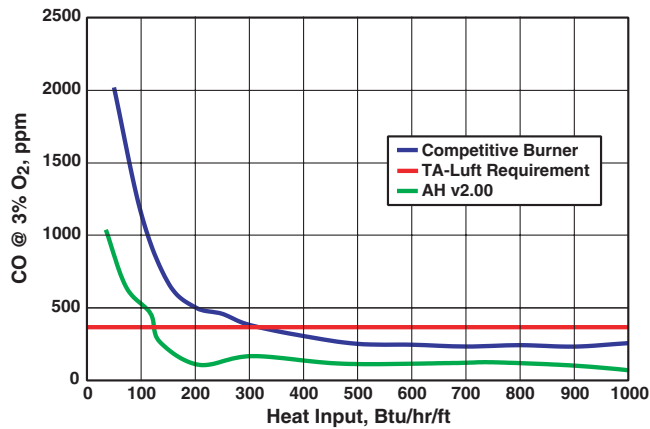
# AirHeat Burners

Setting new standards for low emissions



AirHeat v2.00 Model 0150 firing at 60% of rated capacity, 900,000 Btu/hr (577kW).

## Emissions Comparison



## Available Sizes

Burner Model	Max. Input Btu/hr.	Max. Input kW
AH0050	500,000	147
AH0100	1,000,000	293
AH0150	1,500,000	440
AH0200	2,000,000	586
AH0250	2,500,000	733
AH0300	3,000,000	879
AH0350	3,500,000	1026
AH0400	4,000,000	1172





**Offered By:**

Power Equipment Company  
2011 Williamsburg Road  
Richmond, Virginia 23231  
Phone (804) 236-3800  
Fax (804) 236-3882

---

[www.peconet.com](http://www.peconet.com)